



22 Barambah Avenue
Cherbourg QLD 4605

PH: (07) 4168 1866
FAX: (07) 4168 2727

In the Event of a Fire

What should you do if there's a fire in your house?

- ❖ If there's a fire in your house, the first thing you should do is to raise the alarm. Make sure everybody is aware that there is a fire in the house. The next thing to do is to get everybody out of the house. Shut all doors and windows if you can. Make sure you do not return to the building for anybody – or for animals – and phone the fire department.

If a fire has taken hold, should you attempt to put it out yourself?

- ❖ In the event of a fire, if a fire has taken hold, in no circumstances should you attempt to put the fire out yourself. Get out of the house as quick as you can and call the professionals to deal with the fire.

Why should you close the doors in a house as you leave during a fire?

- ❖ In the event of a fire, the reason we ask people to shut all doors in the event of a fire as you leave, is your hands and knees and crawl under the smoke. You'll find that the air will be a lot cleaner here.

How long can you survive in a smoke-filled room?

- ❖ The amount of time you can survive in a smoke filled room depends in the type of item that is burning and on rule one or two breaths of smoke in a smoke filled room is enough to kill you.

What information will the fire brigade want from you when they arrive?

- ❖ In the event of a fire, the information the fire brigade will want from you on arrival to an incident would be the location of the fire; the front of the house, the rear of the house, upstairs; anything trapped inside, person or animal and any types of hazard i.e. gas cylinders.

If someone is left inside, should you try and rescue them?

- ❖ Under no circumstances should you go back into the fire in your house and try and rescue someone. Get out of the fire, call the fire brigade and let us do it. We're properly trained.

What precautions can you take when escaping from an upstairs window?

- ❖ In the event of a fire, if you had to escape from the window, the precautions you could take would be to throw down some soft bedding or some clothing to soften your fall. Hang out of the window, arms length, and drop down, not jump out the window. If you have young children or disabled people, consider the order that you would escape from the fire out of the window.

What should you do if your escape routes are blocked?

- ❖ If you find yourself trapped in a building and cannot escape via your escape route, get everybody into one room. Put some towels or bedding down behind the door, under the gap to stop the smoke from coming in. Open a window if you can. Telephone the fire brigade, tell them escape routes are blocked, or shout for help.

What should you do if your escape routes are blocked in a high rise building?

- ❖ If your escape routes are blocked in a high-rise building, you should get everybody in to a safe room. Shut the door. Put some towels or some bedding by the gap underneath the door to stop the smoke coming in. Try and open a window. Call for help, or use the phone, if there's one in the room and phone the fire brigade.

What should you do if your clothes catch fire?

- ❖ If your clothes catch fire, or you see someone whose clothes have caught fire, the thing you should do is to stop, drop and roll. If your clothes are on fire, stop running around, drop to the floor, and roll around to smother the flames, then try and get a heavy blanket or a heavy coat and smother the flames.

What should you do if you are trapped in a room by fire?

- ❖ If you find yourself trapped in a room by fire, what you should do is stay calm, put some bedding or some towelling under the door and, if possible, open the window. If you can't open the window, break it with a heavy object and shout for help. The most important thing to do when trapped by fire is to stay as calm as possible and get as loud as possible if the room starts filling up with smoke.

What should you do if you discover a fire in a high rise building?

- ❖ In event of discovering a fire in a high rise building you should immediately let everybody know. Raise the alarm as quickly as possible, try and escape from building using the stairs and never use the lifts. If you cannot escape from the fire and your route is blocked, stay in your apartment and get into a safe room.



How to Use a Fire Blanket

Fire blanket, along with fire extinguishers, are fire safety items that can be useful in case of a fire. These non-flammable blankets are helpful in temperatures up to 900 degrees and are useful in something small fires by not allowing any oxygen to the fire. Due to its simplicity, a fire blanket may be more helpful for someone who is inexperienced with fire extinguishers. Learn how to use a fire blanket in case of a fire and protect your home or office.

Steps

1. Choose the right type of fire blanket for the situation

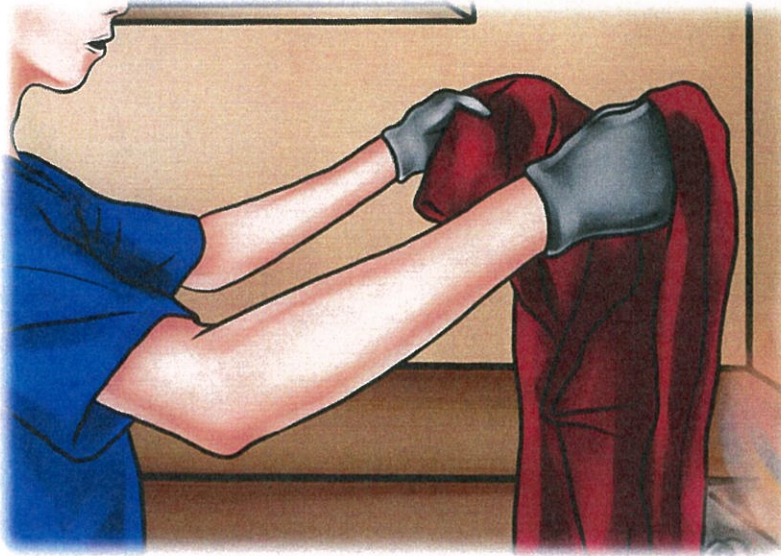
- Small fire blankets, often made of fire-treated synthetic materials, are best for home use.



- Larger fire blankets made of fire retardant wool are often used in industrial situations, although most fire blanket manufacturing is moving to synthetic materials for greater fire safety.




5. Use the non-flammable blanket as a shield as you approach the fire.




6. Place the non-flammable fire blanket over a fire.

- The chances are high that you will miss the fire, but be unable to retrieve the fire blanket.



7. Turn off any heat source, such as a stove burner

- You will most likely see smoke moving through the blanket. This is normal.



11. Wrap a fire blanket around someone whose clothes have caught on fire.

- The blanket will smother the flames without sticking to skin.



12. Use a non-flammable blanket around your own clothes if you must move through an area on fire.



For more information please contact the Council's Housing Officer on.

PH: (07) 4168 1459 - (07) 4168 1866

FAX: (07) 4168 2727

EMAIL: rents@cherbourg.qld.gov.au

ADDRESS: 22 Barambah Avenue Cherbourg QLD 4605



22 Barambah Avenue
Cherbourg QLD 4605

Phone: (07) 4168 1866

Fax: (07) 4168 2727

How to Use a Fire Extinguisher



It's easy to remember how to use a fire extinguisher if you can remember the acronym **PASS**, which stands for **P**ull, **A**im, **S**queeze and **S**weep.



Pull the Pin

This will allow you to discharge the extinguisher



Aim at the base of the fire

If you aim at the flames (which is frequently the temptation), the extinguishing agent will fly right through and do no good. You want to hit the fuel



Squeeze the top handle or lever

This depresses a button that releases the pressurized extinguishing agent in the extinguisher



Sweep from side to side

Until the fire is completely out. Start using extinguisher from safe distance away, then move forward. Once the fire is out, keep an eye on the area in case it re-ignites.

"Many Tribes One Community"